


YOUNG SCIENTIST OPPRENEUR
INTERNATIONAL



2023 - 24
STUDENT GUIDE



Better Future, Tomorrow

Young Scientist India (YSI), a prestigious and transformative event that aims to ignite the flame of innovation and empower young minds to become the scientists and innovators of tomorrow. Since its inception in 2013, YSI has been at the forefront of promoting science awareness among high school students, nurturing their scientific curiosity, and guiding them towards rewarding careers in the scientific field.

We believe that every young mind has the potential to bring about remarkable advancements and make a lasting impact on society. With a focus on fostering an entrepreneurial mindset and encouraging out-of-the-box thinking, YSI provides a platform for students to showcase their creativity, problem-solving abilities, and scientific acumen

1

IGNITION STAGE **ASSEMBLE YOUR TEAM**

- WELCOME ON BOARD TO YOUNG SCIENSOPRENEUR INTERNATIONAL! START YOUR JOURNEY WITH US BY GATHERING YOUR SQUAD AND MENTOR

2

ACCELERATION STAGE **TIME FOR YOUR BUSINESS MODEL**

- CRAFT AN INNOVATION BRIEF AND CREATE AN INNOVATION VIDEO TO SHOWCASE YOUR PROGRESS.
- IF APPLICABLE TO YOUR CATEGORY, DEVELOP A WEBSITE TO PRESENT YOUR INNOVATION.

3

ACTUATION STAGE **BRAINSTORM**

- BRAINSTORM IDEAS AND DEVELOP BUSINESS MODEL FOR POTENTIAL SOLUTIONS.
- CHOOSE THE MOST PROMISING IDEA AND FINALIZE THE INNOVATION'S NAME AND CATEGORY.

4


LIFTOFF **THE GRAND FINALE**

- IF SELECTED AS A FINALIST, ATTEND THE INNOVATION SUMMIT IN CHENNAI.
- PREPARE A POWER PITCH AND PRESENT YOUR INNOVATION TO A PANEL OF JUDGES.
- COMPETE FOR TOP HONORS AND RECOGNITION AS A WINNER OF THE YSI





IGNITION STAGE



BEGIN YOUR JOURNEY HERE.

Set out to collaborate, innovate, and make a global impact.

STEP 1: FORM YOUR GROUP

- Build a team of 2-3 students. Extend invitations to students beyond your school, city, or even country for limitless collaboration. The right team composition is vital for success.
- Enlist a guide. This could be a teacher, parent, expert in the field, or a capable mentor aged 18 or above.

STEP 2: ENROLL YOUR TEAM

- Every team member, including the guide, must complete registration via the YSI website using a single account. During registration, you and your legal guardian must go through the Student Guide, Rules and Regulations, and Terms and Conditions applicable to all participants.



FORMING A TEAM

Forming a successful pitching team involves a combination of selecting the right individuals, fostering a collaborative environment, and aligning everyone's skills and goals towards a common objective



ACTUATION STAGE



Strategize your approach

During this phase, you'll brainstorm concepts, choose your groundbreaking idea, outline the specifics, and embark on your initial steps in the realm of entrepreneurship.

STEP 1: BRAINSTORM

- Collaborate with your team to generate various challenges and explore inventive solutions.
- Access valuable resources on idea generation in our Student Resources Library.

STEP 2: CRAFT YOUR LEAN CANVAS

Utilize the Lean Canvas, a widely embraced tool employed by creators to swiftly sketch out the foundational aspects of a nascent venture. In this canvas, address 12 key queries that delineate your innovation, target market, and business model. Keep it concise; most questions should be answered within 40 words.



HOW TO BRAINSTORM?

When brainstorming, focus on generating a large quantity of ideas before evaluating or refining them. Encourage creativity and avoid self-censorship. Quantity often leads to a broader range of possibilities and increases the chances of discovering unique and valuable insights.

ACCELERATION STAGE



BRING YOUR VISION TO LIFE

Here's where you embark on the journey of designing, crafting, and presenting your roadmap to success!

STEP 1: CRAFT YOUR INNOVATION SUMMARY

- The Innovation Summary stands as a pivotal submission scrutinized by the Judges in the Innovation Stage.
- Respond to 10 crucial inquiries that narrate your journey, and expound on your innovation's nature and influence
- outline your advancements, elucidate your target audience, and propose your business approach.

STEP 2: SHAPE YOUR INNOVATION VIDEO

The Innovation Video, spanning 3 minutes, serves as a showcase of your innovation. Unveil an Innovation Model through the video, providing a guided tour. Utilize sketches, 3D models, storyboards, wireframes, tangible prototypes, or any other visual elements to accomplish this goal.



PROBLEM AND INNOVATION

Clearly stating the problem and innovation succinctly will articulate the benefits of your innovation effectively

Acceleration Stage - VIDEO



- **Your Innovation Video**, lasting 3-5 minutes, serves as a platform to showcase your innovation's functionality. Employ a model, prototype, or graphics to elucidate its technology, utility, features, and impact.
- Construct a credible and compelling narrative that resonates with the judges. The video aids judges in grasping your innovation and evaluating its potential

REQUISITES • Showcase a model of your innovation

- Sketch, 3D model, storyboard, wireframe, physical prototype, or other visual representation.
- The video's duration must not exceed 5 minutes.
- The link should be publicly accessible.
- Upload the video in MP4 format, ensuring the file is smaller than 800 MB.



HOW TO CREATE A COMPELLING VIDEO PITCH

When creating a video pitch, keep it concise and compelling. Clearly outline the problem you're addressing, your solution, and the benefits it offers..



LIFTOFF



JOIN US IN CHENNAI

As a distinguished member of our Finalist teams, you will have the incredible opportunity to join fellow young innovators from across the globe at the Innovation Summit. This exciting event takes place in Chennai, India.

REFINE YOUR POWER PITCH

Condense your year-long journey into a powerful presentation that includes pitch slides for our esteemed Judges. Additionally, prepare an executive briefing deck that serves as pre-reading material for the panel.

SHOWCASE YOUR INNOVATION

Take center stage and deliver your compelling pitch in front of a live panel of Judges comprising industry experts, government representatives, and academic authorities. During the Q&A session, demonstrate your in-depth knowledge and address inquiries related to your technology, its impact, business model, and other relevant topics.



FOCUS ON THE IMPACT

In a power pitch, emphasize the most compelling and impactful aspects of your idea or product. Clearly communicate how your solution addresses a significant problem, provides value, and sets itself apart from the competition.

CANVAS STAGE QUESTIONNAIRE

WHAT IS THE IDENTIFIED
PROBLEM?

STATE YOUR TARGET AUDIENCE

WHO ARE THE EARLY
ADOPTERS?

DESCRIBE YOUR SOLUTION

LIST EXISTING ALTERNATIVES

DEFINE YOUR UNFAIR
ADVANTAGE

WHAT'S YOUR TAGLINE?

OUTLINE COST STRUCTURE

HIGHLIGHT VALUE PROPOSITION

IDENTIFY KEY METRICS

EXPLAIN REVENUE STREAMS

SPECIFY DISTRIBUTION
CHANNELS

SCORING CRITERIA - YSI 2023

THEME	DESCRIPTION	POINTS
INNOVATION	Evaluation of the uniqueness and originality of the proposed scientific solution or product.	30
PRESENTATION	Assessment of the clarity, effectiveness, and engagement level of the presentation.	20
ATTAINABILITY	Feasibility and practicality of turning the scientific concept into a viable business venture.	15
SCOPE	Breadth of impact the entrepreneurial idea can achieve. Evaluate its potential to influence	15
MARKETTING STRATEGY	Review the entrepreneur's approach to promoting their scientific innovation.	10
FUNDING	Evaluate the entrepreneur's understanding of the funding requirements for their venture.	10



Space Science



Rural Development



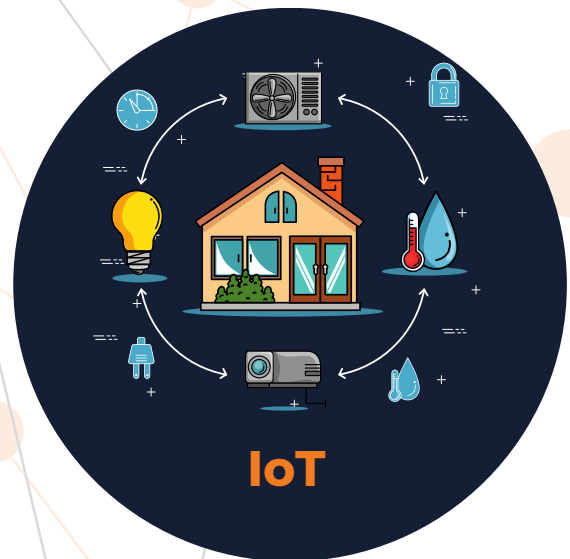
AI & Robotics



Food Processing



Renewable Energy



IoT

**AREAS
OF
THRUST**



Sustainability



Waste Management



Cybersecurity & ICT



Smart vehicles



VR, AR & Exponential Tech



Healthcare

Young Scientist India

2022 - 2023

9th Edition

POWERED BY



INCUBATED AT
AIC - AU
INCUBATION FOUNDATION



YOUNG SCIENTIST INDIA - 2022

